



VELTECH HIGHTECH DR. RR & DR. SR ENGINEERING COLLEGE
 Old No.24, New No.38, Santhi Sudha, ABM Avenue, R.A.Puram, Chennai - 600 028
 BALANCE SHEET AS AT 31ST MARCH, 2019

LIABILITIES	Rs.	ASSETS	Rs.
Capital Fund	126,669,878	Fixed Assets	265,961,622
Secured Loans	175,203,666	Advances & Deposits	57,573,967
Unsecured Loan	20,056,050	Cash at Bank	2,649,832
Advance Fees & Deposits	20,858,872	Cash on Hand	145,277
Sundry Creditors	2,244,989	Group Institutions	31,830,795
Outstanding Liabilities	13,128,038		
	<u>358,161,493</u>		<u>358,161,493</u>

Chennai
 24.09.2019


 DR. R. RANGANARAJAN
 CHAIRMAN


 R. MAHALAKSHMI
 MANAGING TRUSTEE


For SELVAM & SUKU
 Chartered Accountants



 Partner

VELTECH HIGHTECH DR. RR & DR. SR ENGINEERING COLLEGE
 Old No.24, New No.38, Santhi Sudha, ABM Avenue, R.A.Puram, Chennai - 600 028
INCOME AND EXPENDITURE ACCOUNT FOR THE YEAR ENDED 31ST MARCH, 2019


EXPENDITURE	Rs.	INCOME	Rs.
To Salary	134,320,973	By Fees Collection	226,562,992
Academic Expenses	20,134,133	Interest Income	113,448
Canteen expenses	29,353,894	Other Income	4,937,455
Electricity Charges	5,514,589	Excess of Expenditure Over Income	52,037,032
Finance Charges	18,051,707		
General Expenses	2,448,715		
Magazines and Periodicals	182,428		
Membership & Subscription	2,591,891		
Postage, Telegram & Courier	5,456		
Printing & Stationery	2,651,578		
Professional Charges	1,741,723		
Rates & Taxes	694,005		
Rent	5,812,680		
Repairs & Maintenance	1,155,974		
Staff Welfare	172,585		
Telephone & Internet Charges	788,257		
Travelling & Conveyance	446,499		
University & Other Fees	2,076,324		
Vehicle Maintenance	24,990,870		
Depreciation	30,516,645		
	283,650,926		283,650,926

Chennai
24.09.2019


DR. R. RANGARAJAN
 CHAIRMAN


R. MAHALAKSHMI
 MANAGING TRUSTEE

For SELVAM & SUKU
 Chartered Accountants


 Partner

