


VELTECH HIGHTECH DR. RR & DR. SR ENGINEERING COLLEGE
 Old No.24, New No.38, Santhi Sudha, ABM Avenue, R.A.Puram, Chennai - 600 028
BALANCE SHEET AS AT 31ST MARCH, 2018


LIABILITIES	Rs.	ASSETS	Rs.
Capital Fund	17,87,06,910	Fixed Assets	26,78,45,704
Secured Loans	13,44,07,164	Advances & Deposits	4,89,12,024
Unsecured Loan	5,32,30,949	Fee Receivable	81,79,079
Advance Fees & Deposits	3,06,71,643	Cash at Bank	29,55,587
Sundry Creditors	11,63,623	Cash on Hand	2,55,571
Outstanding Liabilities	1,43,78,178	Group Institutions	8,44,10,502
	41,25,58,467		41,25,58,467

Chennai
24-09-2018


DR. RANGANATHAN
 CHAIRMAN


R. MAHALAKSHMI
 MANAGING TRUSTEE

15076913.25




VELTECH HIGHTECH DR. RR & DR. SR ENGINEERING COLLEGE
 Old No.24, New No.38, Santhi Sudha, ABM Avenue, R.A.Puram, Chennai - 600 028
INCOME AND EXPENDITURE ACCOUNT FOR THE YEAR ENDED 31ST MARCH, 2018

EXPENDITURE	Rs.	INCOME	Rs.
To Salary (K)	12,07,69,855	By Fees Collection	25,44,92,409
Academic Expenses	2,23,95,161	Interest Income	2,28,945
Canteen expenses	1,23,58,444	Other Income	23,05,147
Electricity Charges	52,97,306		
Finance Charges	1,21,73,345		
General Expenses	13,45,683		
Magazines and Periodicals	2,12,122		
Membership & Subscription	26,88,706		
Postage, Telegram & Courier	1,08,766		
Printing & Stationery	30,65,263		
Professional Charges	12,95,098		
Rates & Taxes	6,94,005		
Rent	53,33,560		
Repairs & Maintenance	45,03,847		
Staff Welfare	1,48,834		
Telephone & Internet Charges	8,80,048		
Travelling & Conveyance	3,71,482		
University & Other Fees	24,50,731		
Vehicle Maintenance	2,83,26,899		
Depreciation	3,22,69,672		
Excess of Income Over Expenditure	3,37,675		
	<u>25,70,26,501</u>		<u>25,70,26,501</u>

Chennai


DR. R. RANGARAJAN
 CHAIRMAN


R. MAHALAKSHMI
 MANAGING TRUSTEE



